

Progress Towards Durable Solutions – Sinjar District


Progress toward durable solution project

- This project aims to measure the progress towards achieving durable solutions for the displaced population to understand where they stand five years after the end of the conflict.
- This assessment goes across five domains: 1) safety and security; 2) adequate standards of living; 3) access to livelihoods; 4) restoration of housing, land and property and compensation and 5) personal documentation and participation. **As such, it considers not only IDPs' and returnees' quality of life but also their ability to exercise their rights and obtain justice for harms linked to their displacement, such as housing destruction**


IASC DURABLE SOLUTION FRAMEWORK'S CRITERIA, SUB-CRITERIA AND INDICATORS USED IN THIS PROJECT

 SAFETY AND SECURITY Criteria I
Victim of violence <ul style="list-style-type: none"> Feeling of safety Comfortable to get help from authorities
Freedom of movement <ul style="list-style-type: none"> Freedom of movement

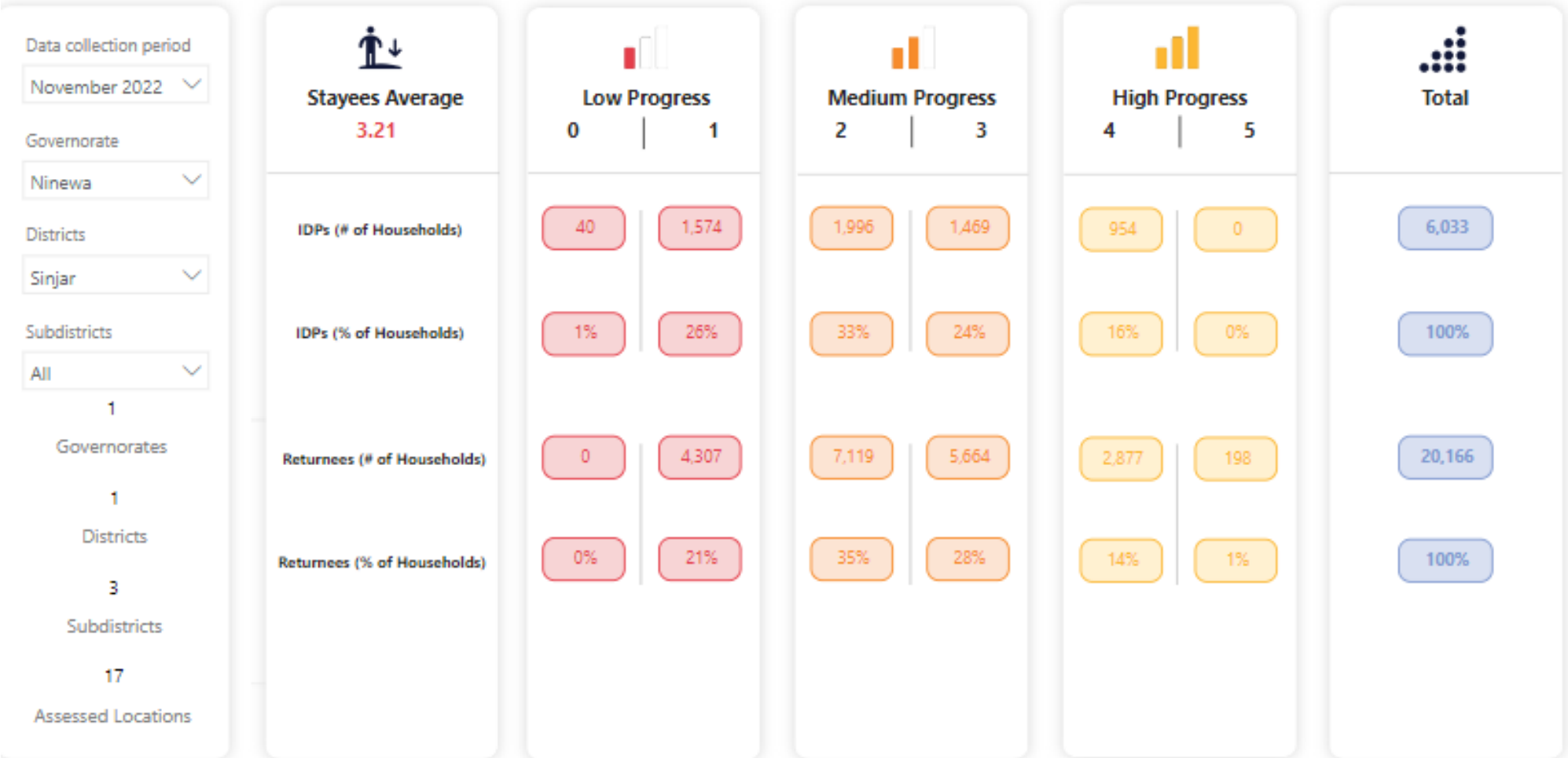
 ADEQUATE STANDARDS OF LIVING Criteria II
Food security <ul style="list-style-type: none"> Coping Strategy Index (< 19)
Shelter and housing <ul style="list-style-type: none"> House/apartment in good condition Access to improved sanitation facility
Medical services <ul style="list-style-type: none"> Ability to access health care if needed

 ACCESS TO LIVELIHOOD Criteria III
Employment <ul style="list-style-type: none"> At least one employed HH member (15–60 years old) HoH has a stable source of income
Economic security <ul style="list-style-type: none"> Able to face unexpected expenses (of up to 440,000 IQD)

 RESTORATION OF HOUSING, LAND AND PROPERTY AND COMPENSATION Criteria IV+VIII
Secure tenure rights <ul style="list-style-type: none"> Have legally recognized documentation Not at risk of eviction
Restitution/compensation <ul style="list-style-type: none"> Did not report home destruction or entitlement to compensation

 PERSONAL DOCUMENTATION AND PARTICIPATION Criteria V+VII
Documentation <ul style="list-style-type: none"> Own ID Own birth certificates (children born between 2014-2022)
Right to vote <ul style="list-style-type: none"> All eligible members voted in 2021

Sinjar – Overall progress



Sinjar District



Data collection period

November 2022

Governorate

Ninewa

Districts

Sinjar

Subdistricts

All

26,198

Number of Households

1

Governorates

1

Districts

3

Subdistricts

17

Assessed Locations



Safety and security

IDPs

2.93

Returnees

2.95

Feeling of safety

96%

98%

Comfortable to get help from authorities

99%

98%

Freedom of movement

97%

99%



Standard of living

3.19

3.00

Coping strategy index

98%

99%

House/apartment in good conditions

53%

39%

Access to improved sanitation facility

98%

90%

Ability to access health care if needed

69%

71%

Legend :

0%-25% :



26%-50% :



51%-75% :



Sinjar District

Data collection period
November 2022

Governorate
Ninewa

Districts
Sinjar

Subdistricts
All

26,198
Number of Households

1
Governorates

1
Districts

3
Subdistricts

17
Assessed Locations



Legend : 0%-25% : 26%-50% : 51%-75% : 76%

Sinjar District

Data collection period

November 2022

Governorate

Ninewa

Districts

Sinjar

Subdistricts

All

Progress

All

1

Governorates

9

Districts

36

Subdistricts

169

Assessed Locations
(Returnees/IDPs)

26,199

Total Stock

6,033

Number of IDPs

2,791

of failed returns

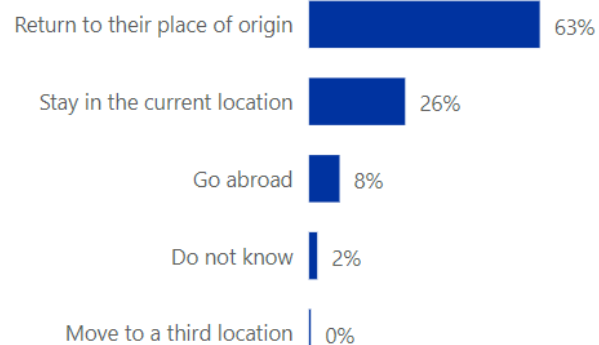
46%

% of failed returns


20,166

Number of returnees

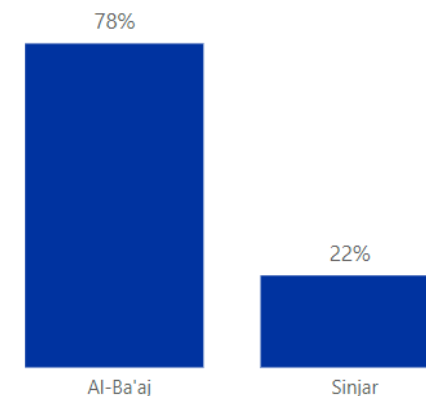
Preferable scenario - IDPs



Preferable scenario - Returnees



District of origin for IDPs who prefer to return



Reasons for not returning for IDPs who prefer to return

